

This Is My Library:

Aram Public Library



This is MY Library

A personal tour in print

The purpose of this book is to help teach the structure and routine of a library experience. With this book, individuals will gain a visual familiarity of their own library so that they can feel comfortable during their visits, be able to use the services, and interact appropriately.

This resource has been developed by the Scotch Plains Public Library and the Fanwood Memorial Library as part of the "**Welcoming Library Spaces for the Autism Community and Their Families**" incubator project, which was made possible by a contract with INFOLINK: The Eastern New Jersey Regional Library Cooperative. The Cooperative and its services are funded by the New Jersey State Library, which is responsible for the coordination, promotion and funding of the New Jersey Library Network.



This is my Library.



This is my library, **Aram Public Library** in Delavan, Wisconsin.

We come to the library to access information and services. There are books I can read, information I can research, and programs and services in which I can participate.

This is a library card.



I can get my own library card. I need to bring it with me when I go to the library. Having a library card is a big responsibility, but it is also a lot of fun!

Having a library card at my library lets me check out things like books, movies, magazines, and music. My library card also allows me to use the computers at the library.

These are the times I can use my library.

Aram Public Library Hours of Operation


Monday – Thursday: 9:00am-8:00pm

Friday: 9:00am-5:00pm

Saturday: 9:00am-1:00pm

Open Sundays from Memorial Day
through Labor Day: 1:00pm-4:00pm

My library has rules.



I need to pay attention to library rules. My library is here for the community so I always need to be considerate of other people's needs.

Three basic rules to remember: **quiet hands, quiet mouth, quiet feet.**

I must respect other people in the library.



I need to behave in an acceptable manner and not be disruptive to others in my library.

If someone or something is bothering me, I should try to move to another location or let a library staff member know so that the situation can be handled appropriately.

This is Anita, the Library Director at my library.



My Library Director plans library programs for adults, develops the library's adult collection of books and equipment, and manages the library staff. She is able to teach the community how to access, evaluate, and use information resources through my library. She can help if I have problems at the library.

This is Katherine, the Youth Services Librarian at my library.



My Youth Services Librarian plans and presents library programs for babies, children, and teenagers. She also maintains the library's youth collection of books, audiovisual materials and equipment. She also goes out to the schools for special programs. She is able to teach the community how to access, evaluate, and use information resources through my library. She can help if I have problems at the library.


This is how I find materials at my library.



I can look for books and other materials in my library's computerized catalog. I can search by title or author or subject. I can do this on computers at the library or from home. There are card catalogs in both the Adult Services and Children's sections of my library.

I can also ask the librarian if I am having trouble finding what I want or if I want a suggestion on what to read or watch next.

Outside the library, there are beautiful trees, plants, and flowers.



There is even a special garden, called the Kinder-Garden, that is an ongoing children's program!

Right now, the plants in the Kinder-Garden are all native to Wisconsin. Maybe next year the library will plant something new and all the plants will be things people can eat, like tomatoes and herbs!

This is the front entrance of my library.




This is how it looks when I enter from the front of my library.



This is the back entrance to my library, where we can park the car.



This is how it looks when I enter from the back of my library.



This is the upper level of my library.



This is where the Adult books, audiobooks, DVDs, and CDs are kept, as well as the Teen books and audiobooks. There are also special collections, like Spanish language, local history, and Braille materials.

This is the Adult Services desk of my library.



This is where I can check out new materials and return ones I had borrowed before. The librarians at the desk can help me find things and answer any questions I may have.

These are the computers upstairs in the Adult Services section.



I can use these computers for free with my library card. There are computers available both on the balcony and by the Adult Services desk.

This is the photocopier in my library.



This is where I can make copies of things. If I print something off a computer, this is where I can pick it up.

There is a fireplace at my library.



This is a great place to sit in comfortable chairs and read books, newspapers, or magazines.


This is the Teen section of my library.



I can find books and audiobooks for teenagers here, as well as music cds, anime, and manga.

There are also comfortable chairs and a table to use.

My library has an art collection.



There are many amazing paintings to see. Many of the paintings can be seen on the upper level of the library.


The collection is an important piece of Delavan history.

My library has an elevator.



I can use the elevator to reach all three levels of my library.

The Children's Department of my library is downstairs.



This is the Children's section of my library.



I can find books, audiobooks, movies, and music in the Children's Room.

This is the Children's Services desk of my library.




This is where I can check out new materials and return ones I had borrowed before. The librarians at the desk can help me find things and answer any questions I may have.

This is the book drop in the Children's Room.



This is where I can return library books and other materials once I'm done with them.

These are the computers in the Children's Room.



I can use these computers for free with my library card.

There is a play area in the Children's Room.



I can play with puzzles and toys, color, draw on the chalkboard wall, or sit on the comfy orange couch and read a book.

These are the bathrooms in my library.



The bathrooms are located on the lower level of the library right outside the Children's Room.

There is also a water fountain, in case I need a drink of water. I can also use the payphone if I need to call anyone.

This is the meeting room at my library.



This is where I go for story times and other programs.

The meeting room is downstairs near the Children's Room.

This is the tent my library uses during the summer.



During the summer, my library has fun programs that I can attend with my family. These programs are often held under a tent.

My library has an arrowhead collection.



I can look at the arrowhead collection in the lower level of the library.

The library is a fun place for the whole family!





Library Connections

innovative solutions for the library professional

www.libraryconnections.net
MegandDan@libraryconnections.net

MegandDan@librariesandautism.org

Dan Weiss
Director, Fanwood Memorial Library
14 Tillotson Rd.
Fanwood, NJ 07023
Phone: 908.322.6400
www.fanwoodlibrary.org

Meg Kolaya
Director, Scotch Plains Public Library
1927 Bartle Ave.
Scotch Plains, NJ 07076
Phone: 908.322.5007
www.ScotLib.org

Designed by Adrienne Robertiello
Meg Kolaya & Dan Weiss
Copyright © 2008

www.librariesandautism.org